

Please note that these instructions are general information.  
**Different requirements may apply depending on the article and printing process.**  
 Please refer to the following pages if necessary.

<b>Software</b>	Please use suitable DTP software, e.g. Adobe Illustrator, Acrobat, InDesign, etc. Office programs such as Word or PowerPoint are not suitable for creating high-quality print data. Data from Canva software is also only partially suitable. The printing of Office or Canva data is usually only possible with restrictions, subsequent corrections and great effort (at EXTRA costs).
<b>Document Format</b>	In a ratio of 1:1 for regular prints and 1:10 for oversized files (with any side over 200 inches).
<b>Cut</b>	<p><b>Bleed</b> 0.125" outside the cut line (if required or unless otherwise noted on the following pages) Bleed must be created as such (in the bleed settings) in the document. An enlarged document format does not count as a bleed allowance.</p> <p><b>Contour Cut</b> Contour line should have a magenta CMYK stroke (C0/M100/Y0K0) on a separate layer in the background.</p> <p><b>Digital Transfer and Foil Printing</b> A 0.25 pt overprinting contour in the special color "CutContour" (C0/M100/Y0/K0) should be placed in the foreground.</p>
<b>Document Contents</b>	<p><b>Font / Text</b> Convert to paths or embed in the PDF</p> <p><b>Images</b> Embed or send placed / linked images Image formats: eps, tif, jpg, png</p> <p>Optimum resolution: 72 - 300 dpi (depending on print size, article and application). Please do not create large-format print data with unnecessarily high resolution. This would only increase the processing time and the associated costs.</p> <p>Examples:              · Design for a construction fence banner, which will be viewed from a distance or when driving past - a resolution of 72 dpi is sufficient here.              · Design for a letterhead which is viewed at close range - a resolution of 300 dpi is recommended here.              The resolution is, however, only a technical guideline. Depending on the motif and the quality of the image, a lower resolution may still be sufficient. Similarly, a higher resolution may not always be sufficient, for example, if an image has been interpolated (extrapolated).              Please note that a scale other than 1:1 may require compression / recalculation!              A resolution of 720 - 3,000 dpi is required at a scale of 1:10.</p>
<b>File Format</b>	<b>We prefer printable PDF data in accordance with the PDF/X4 standard.</b> Other possible file formats by arrangement: eps, ai, tif, jpg, png
<b>Colors</b>	<p><b>Please ensure that the overprint settings are correct.</b> No liability is assumed for printing errors caused by incorrect overprinting settings.</p> <p><b>Digital Printing</b> Please create data in CMYK, not RGB. Use the color profile US Web Coated SWOP v2. RGB data will automatically be converted to CMYK, which can lead to significant color shifts. Special colors can only be simulated in digital printing. A 100% match is not possible. An approximation is possible – however, it should be confirmed through a print proof that you provide to us. Please discuss further details with your sales representative.</p> <p><b>Deep Black Surfaces</b> C50/M50/Y50/K100</p> <p><b>White Underlay</b> Create areas in overprinting white (C0/M0/Y0/K0) on a separate layer and place them in the foreground.</p> <p><b>Color Control</b> On request, we will be happy to provide you with a proof as an additional color check.</p>
<b>Service</b>	Do you need a custom design for your print job? Then contact us! We will be happy to create your custom print design and file. (Costs according to time and effort)
<b>Delivery of Data</b>	<p><b>via Shop Upload</b> You can easily upload your print data after placing your order.</p> <p><b>via E-Mail</b> to your contact person (data volume of up to approx. 15 MB)</p> <p><b>via Download Link</b> Send us your data via download link</p>

reversed printing, including partial or full-surface white background

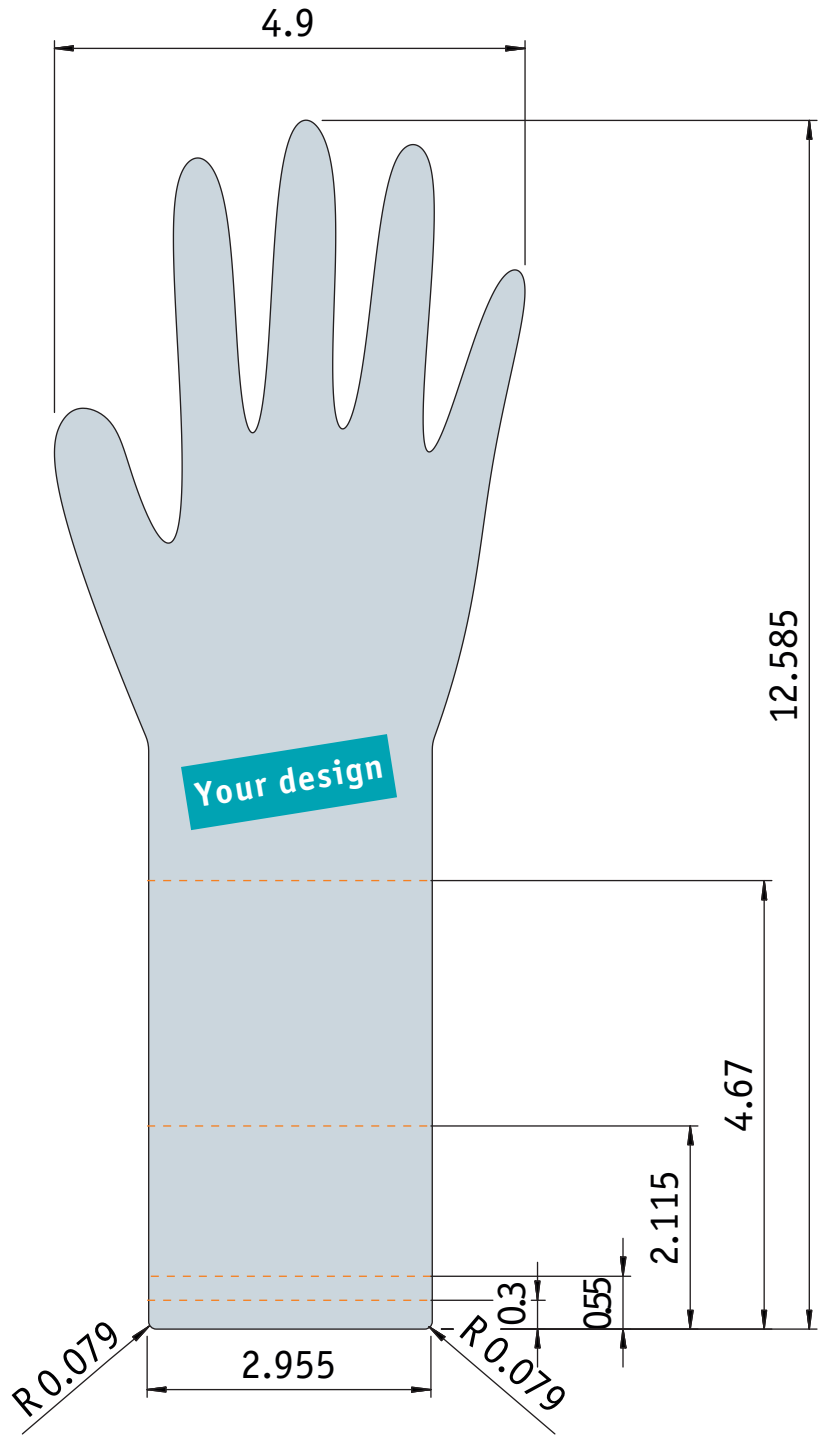
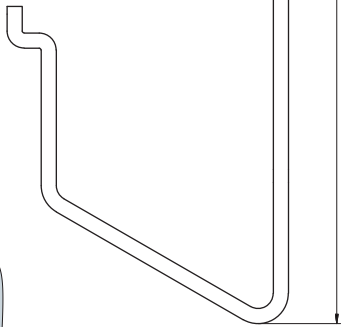
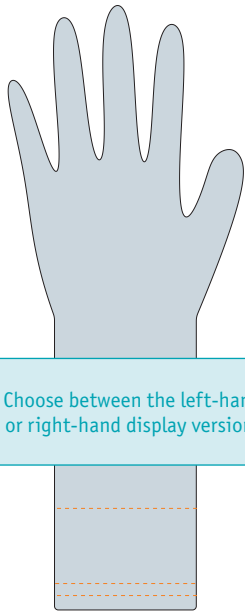
Please remove all non-printable elements from your print data.

Material color crystal clear

End size

Bend

Choose between the left-hand or right-hand display version.



Measurements in inch



<b>End size</b>	4.9 x 12.585
<b>Bleed</b>	not necessary Please do not include any print markings (register marks, cut marks, etc.)
<b>Color</b>	CMYK, color profile for digital print: US Web Coated SWOP v2 "Overprinting" not permitted - no liability will be accepted for print errors generated in this way.
<b>Document content</b>	Fonts vectorized, pictures embedded (Resolution 200 - 300 dpi)
<b>File type</b>	PDF file in PDF/X4-Standard

